

## UnionBank Trust and Investment Services Group

### UBP Philippine Peso Balanced Portfolio as of January 31, 2013

#### Investment Objective

The UnionBank Philippine Peso Balanced Portfolio is a peso-denominated fund that provides investors access to a diversified set of investment instruments in both equities and fixed income markets.

#### Fund Performance

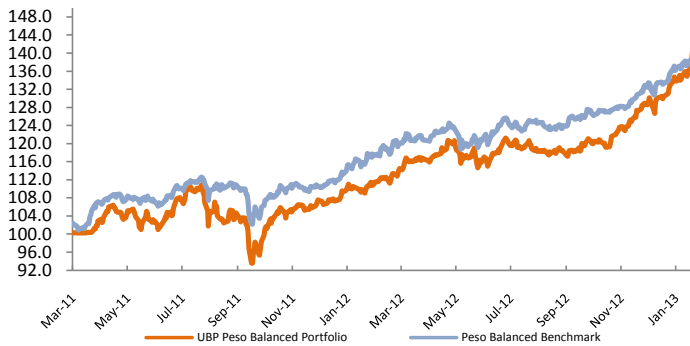
Calendar Absolute Returns*	Peso Balanced	Benchmark**
YTD	8.19%	3.19%
2012	21.29%	19.10%
Feb-Dec 2011	7.44%	1.86%

\* Returns are reported net of fees.

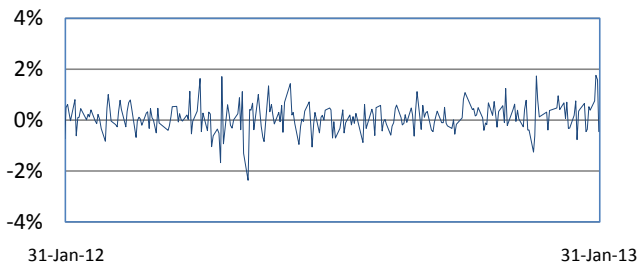
	Net Asset Value (NAV)	NAV Per Unit (NAVpu)
Bid <sup>1</sup>	Php 412.392 Million	Php 140.222769
Offer <sup>1</sup>	Php 415.416 Million	Php 141.250999
Mid <sup>1</sup>	Php 414.9012 Million	Php 141.076013

Par Value: Php 100.00

#### Net Asset Value per Unit



#### Daily Percentage Change of NAVpu



#### Risk Characteristics:

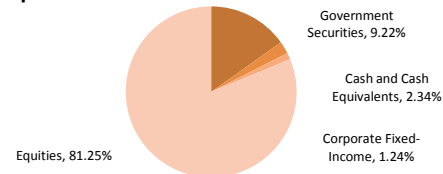
One day VAR at 3σ:	1.44%
Volatility, Past 360 days	9.0634%
Duration:	1.6159
Sharpe Ratio (Risk-Free Rate = 1.758%):	2.98

Volatility is a measure of fluctuation of the NAVpu. Higher volatility means higher potential for gains or losses. Duration measures the sensitivity of the portfolio to interest rate movements. The higher the duration, the more the NAVpu will change with interest rate fluctuation. The Sharpe Ratio is a measure of risk-adjusted return. The higher the Sharpe, the higher the return per unit of risk. Risk-free rate used to compute the Sharpe ratio is the 1yr TBill rate.

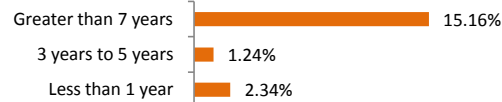
#### Fund Manager's Report

The Philippine Stock Exchange Index (PSEI) delivered a strong finish in the first month of the year. The Large Cap UITF delivered a 9.95% performance as compared to PSEI which rose only by 7.39% to 6,242.74. The main catalyst for the surge in the index was attributed to the the Bangko Sentral ng Pilipinas' move to cut SDA rates to 3% for all the 7-, 14-, 33- day tenors. This pushed liquidity back into the system contributing to the bullish sentiment which rallied the equity markets across sectors lead by banking and properties. The country's gross domestic product (GDP) for the 4<sup>th</sup> quarter of 2012 came in at 6.8% well above consensus estimates. Headline inflation in January inched up slightly to 3.0% from 2.9% previously. This is still at the low end of the 3%-5% inflation target range of the Bangko Sentral ng Pilipinas (BSP). The increase in GDP can be attributed to a 17.3% YoY gain from the alcoholic beverages and tobacco sub-group, showing the initial impact of the Sin Tax Reform Act passed late last year. These events triggered a rally in the local bond market, pushing yields lower along the middle to long ends of the interest rate yield curve.

#### Portfolio Composition



#### Maturity Profile of Fixed-Income Holdings



#### Top 5 Holdings<sup>2</sup>

FPH PM Equity	12.46%
MPI PM Equity	9.49%
SMPH PM Equity	9.39%
FGEN PM Equity	8.72%
JGS PM Equity	7.56%

#### Fund Facts

Classification:	Medium to Long-term Bond Fund
Launch Date:	February 15, 2011
Client Suitability:	Moderately Aggressive to Aggressive risk tolerance
Base currency:	Philippine Peso
Initial Investment:	Php 100,000
Minimum Additional Investment:	Not Applicable
Minimum Holding Period:	90 calendar days
Settlement Period:	Four (4) Banking days after initial notice
Early Redemption Charge:	1% per annum or Php 500 whichever is higher
Ave. Gross Market Value for the Qtr.	Php 261,241,596.21
Trust Fees <sup>3</sup> :	2% per annum on equity holdings 1% per annum on fixed income holdings 0.25% per annum of pooled funds; 0.45% for the quarter
Audit Fees <sup>3</sup> :	0.0011% for the quarter
Custodianship Fees <sup>3</sup> :	0.001% for the quarter
Applicable Tax:	20% on interest income Sales tax on equity sales
Custodian:	HSBC, Ltd Philippines
External Auditor:	Punongbayan & Araullo
Dealing Time:	Daily up to 12noon
Available Thru:	Unionbank of the Philippines branches
Bloomberg Ticker:	UNPESBA

\* All fees are accrued daily against the fund's total market value.

**UnionBank Trust and Investment Services Group**

UBP Philippine Peso Balanced Portfolio

**FOOTNOTES:****<sup>1</sup>FUND VALUATION**

The Dual Pricing Method shall be used in computing the Net Asset Value (NAV) of the fund. Under this method, the **Bid Net Asset Value per Unit (Bid NAVpu)** and the **Offer Net Asset Value per Unit (Offer NAVpu)** shall be calculated.

The **Bid NAVpu** is the redemption price. It is the price used when a client wishes to redeem units from the fund. The Bid NAVpu is calculated using the closing bid prices of the underlying assets of the fund for the day, net of fees and other allowable expenses.

The **Offer NAVpu** is the admission price. It is the price used when a client wishes to contribute to the fund. The Offer NAVpu is calculated using the closing offer prices of the fund's underlying assets for the day, net of fees and other allowable expenses.

The **Mid/Last Net Asset Value per Unit (Mid/Last NAVpu)** shall also be computed for information or reporting purposes only. For client reporting, the Bid/Offer values shall be provided in the financial statement footnotes.

i. The Mid NAVpu shall be computed for UITFs with fixed income assets. It shall be determined from the average of the bid-side and offer-side market yields-to-maturity or prices of the underlying assets of the fund for the day, net of fees and other allowable expenses.

ii. The Last NAVpu shall be computed for all UITFs with equity holdings. It shall be determined from the LAST closing prices of outstanding equity holdings for the day, net of fees and other allowable expenses.

**<sup>2</sup>PROSPECTIVE INVESTMENTS**

The Fund may be invested and reinvested in:

- i. Debt securities issued by or guaranteed by the Philippine government, or the Bangko Sentral ng Pilipinas;
- ii. Unit Investment Trust Funds and Mutual Funds;
- iii. Exchange-listed marketable securities and funds;
- iv. Loans traded in an organized market;
- v. Savings/Checking accounts and/or time deposits in any bank or financial institution, including UnionBank of the Philippines;
- v. Derivative instruments for the purpose of hedging market risk exposures of the existing investments of the Fund in accordance with the Bank's risk management and hedging policy duly approved by the Trust Committee.
- vi. Other such tradable investment outlets/categories as the BSP may allow.

A complete list of holdings is available upon request.

**<sup>3</sup>FEES & EXPENSES**

The Trustee shall collect from the Fund trust fees in the amount of ONE-QUARTER PERCENT (0.25%) per annum on pooled funds based on the Gross Market Value of the Fund which shall be accrued daily and shall be collectible from the Fund at the end of every calendar month.

The Trustee may charge the Fund for special expenses if the same is necessary to preserve or enhance the value of the Fund. Such special expenses shall be payable to pertinent third party or parties covered by separate contract/s, and disclosed to the Participants.

**An investor should read the complete details of the fund in the Plan Rules, and should carefully consider the fund's investment objectives, risks, charges and expenses. He then should make his own risk assessment and, when necessary, seek independent/professional opinion before making an investment.**