



UnionBank Plaza
Meralco Avenue cor. Onyx &
Sapphire Roads, Ortigas Center
Pasig City 1605
Tel: (632) 667 6388 Fax: (632) 636 6289
www.unionbankph.com

August 06, 2013

The Philippine Stock Exchange, Inc.
3rd Floor, Philippine Stock Exchange Plaza
Ayala Triangle, Ayala Avenue
City of Makati

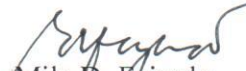
Attention: ***MS. JANET A. ENCARNACION***
Head, Disclosure Department

Dear Ms. Encarnacion:

In compliance with your requirement, please find attached Union Bank of the Philippines Balance Sheets (Parent and Bank with Financial Subsidiaries) as of June 30, 2013.

We request your acknowledgement. Thank you.

Very truly yours,


Mila D. Ejardo
Assistant Vice President

Balance Sheet

(Head Office and Branches)

UnionBank of the Philippines
(Name of Bank)000460
(Bank Code)As of 06/30/2013
(MM/DD/YYYY)

	Account Code	Amount
ASSETS		
Cash and Cash Items	108000000000000000	3,492,199,342.11
Due from Bangko Sentral ng Pilipinas	105150000000000000	90,053,622,828.45
Due from Other Banks	105200000000000000	2,706,425,423.83
Financial Assets at Fair Value through Profit or Loss	112000000000000000	320,631,665.49
Available-for-Sale Financial Assets-Net	195200000000000000	92,351,250,335.87
Held-to-Maturity (HTM) Financial Assets-Net	195250000000000000	0.00
Unquoted Debt Securities Classified as Loans-Net	195300000000000000	0.00
Investments in Non-Marketable Equity Security-Net	195350000000000000	0.00
Loans and Receivables - Net	195400000000000000	89,414,246,312.56
Loans to Bangko Sentral ng Pilipinas	140050000000000000	0.00
Interbank Loans Receivable	195401000000000000	13,062,711,945.89
Loans and Receivables - Others	140150500000000000	77,209,743,141.97
Loans and Receivables Arising from RA/CA/PR/SLB	195402000000000000	0.00
General Loan Loss Provision	175150000000000000	858,208,775.30
Other Financial Assets	148000000000000000	3,237,423,482.97
Equity Investment in Subsidiaries, Associates and Joint Ventures-Net	195452500000000000	7,091,404,413.75
Bank Premises, Furniture, Fixture and Equipment-Net	195505000000000000	4,682,265,003.03
Real and Other Properties Acquired-Net	195501000000000000	5,480,783,190.33
Non-Current Assets Held for Sale	150150000000000000	504,669,521.07
Other Assets-Net	152000000000000000	14,305,216,588.95
Due from Head Office/Branches/Agencies if any (Philippine branch of a foreign bank)	155250000000000000	0.00
TOTAL ASSETS	100000000000000000	313,640,138,108.41
LIABILITIES		
Financial Liabilities at Fair Value through Profit or Loss	208000000000000000	441,842,248.95
Deposit Liabilities	215000000000000000	244,638,542,771.00
Due to Other Banks	220050000000000000	0.00
Bills Payable	220100000000000000	10,042,047,061.38
a) BSP (Rediscounting and Other Advances)	220100001500000000	19,045,667.75
b) Interbank Loans Payable	220100002000000000	4,301,628,584.83
c) Other Deposit Substitute	220100002500000000	5,598,928,875.02
d) Others	220100003000000000	122,443,933.78
Bonds Payable-Net	295201500000000000	0.00
Unsecured Subordinated Debt-Net	295202000000000000	3,750,000,000.00
Redeemable Preferred Shares	220250000000000000	0.00
Special Time Deposit	220300000000000000	0.00
Due to Bangko Sentral ng Pilipinas	230350000000000000	0.00
Other Financial Liabilities	240050000000000000	5,383,322,729.11
Other Liabilities	240100000000000000	8,511,289,875.39
Due to Head Office/Branches/Agencies (Philippine branch of a foreign bank)	230850000000000000	0.00
TOTAL LIABILITIES	200000000000000000	272,767,044,685.83
Stockholders' Equity		
Capital Stock	335050000000000000	12,234,085,644.83
Other Capital Accounts	335100000000000000	1,094,044,456.25
Retained Earnings	315000000000000000	27,544,963,321.50
Assigned Capital	325200000000000000	0.00
TOTAL STOCKHOLDERS' EQUITY	300000000000000000	40,873,093,422.58
TOTAL LIABILITIES AND STOCKHOLDERS' EQUITY	905000000000000000	313,640,138,108.41

CONTINGENT ACCOUNTS		
Guarantees Issued	4050000000000000000	335,271,327.34
Financial Standby Letters of Credit	4100500000000000000	194,703,091.20
Performance Standby Letters of Credit	4101000000000000000	2,512,070,258.88
Commercial Letters of Credit	4150000000000000000	581,038,505.78
Trade Related Guarantees	4200000000000000000	172,006,163.07
Commitments	4250000000000000000	11,376,605,826.73
Spot Foreign Exchange Contracts	4300000000000000000	12,938,663,156.27
Securities Held Under Custodianship by Bank Proper	4952200000000000000	0.00
Trust Department Accounts	4952500000000000000	37,496,962,487.68
a) Trust and Other Fiduciary Accounts	4952505000000000000	28,122,306,436.25
b) Agency Accounts	4952510000000000000	9,374,656,051.43
c) Advisory / Consultancy	4952515000000000000	0.00
Derivatives	4350000000000000000	42,403,130,161.19
Others	4400000000000000000	13,208,096,734.44
TOTAL CONTINGENT ACCOUNTS	4000000000000000000	121,218,547,712.58
ADDITIONAL INFORMATION		
Gross Total Loan Portfolio (TLP)	4990200000000000000	100,168,819,494.63
Specific Allowance for Credit Losses on the TLP	4993000000000000000	9,896,364,406.77
Non-Performing Loans (NPLs)		
a. Gross NPLs	4991005000000000000	9,455,821,843.24
b. Ratio of Gross NPLs to Gross TLP (%)	4991505000000000000	9.44%
c. Net NPLs	4991010000000000000	-440,542,563.53
d. Ratio of Net NPLs to Gross TLP (%)	4991510000000000000	-0.44%
Classified Loans and Other Risk Assets, Gross of Allowance for Credit Losses	4992000000000000000	22,397,330,686.68
DOSRI Loans and Receivables, Gross of Allowance for Credit Losses	4994000000000000000	824,058,522.19
Ratio of DOSRI Loans and Receivables, Gross of Allowance for Credit Losses, to Gross TLP (%)	4994800000000000000	0.82%
Gross Non-Performing DOSRI Loans and Receivables	4995000000000000000	0.00
Ratio of Gross Non-Performing DOSRI Loans and Receivables to Gross TLP (%)	4995500000000000000	0%
Percent Compliance with Magna Carta		
a. 8 % for Micro and Small Enterprises	4990505000000000000	6.02%
b. 2 % for Medium Enterprises	4990510000000000000	3.59%
Return on Equity (ROE) (%)	4993500000000000000	27.90%
Capital Adequacy Ratio (CAR) on Solo Basis under as prescribed under existing regulations		
a. Total CAR (%)	4996505005000000000	20.18%
b. Tier1 CAR (%)	4996505010000000000	18.96%
Deferred Charges not yet Written Down	4997000000000000000	0.00
Unbooked Allowance for Probable Losses on Financial Instruments Received	4997500000000000000	0.00

REPUBLIC OF THE PHILIPPINES)

PASIG CITY

) S.S.

We, Cesar G. Ilagan and Victor B. Valdepenas of the above-mentioned bank do solemnly swear that all matters set forth in the above Balance Sheet are true and correct to the best of our knowledge and belief.


CESAR G. ILAGAN
Controller



VICTOR B. VALDEPENAS
President

JUL 30 2013

SUBSCRIBED AND SWORN to before me this _____ day of _____, affiants exhibiting to me Their Community Tax No. 16264390 issued at Pasig City on February 07, 2013 and Community Tax No. 01363319 at Manila City on January 09, 2013, respectively.

NOTARY PUBLIC

Doc No. 422
Page No. 85
Book No. IV
Series of 2013


MIGUEL G. PADERNAL
Notary Public for Pasig, Taguig,
San Juan and Pateros
Commission Expires on December 31, 2014
IBP No. 908820/ 12-07-12
PTR No. 7707515/ 03-01-12/ Pasig
Roll of Attorneys No. 25837
Appointment No. 056 / 2012-2014

Consolidated Balance Sheet

(Banks and Financial Subsidiaries)

UnionBank of the Philippines

(Name of Bank)

460

(Bank Code)

As of **06/30/2013**

	Account Code	Amount
ASSETS		
Cash and Cash Items	108000000000000000	3,724,778,140.19
Due from Bangko Sentral ng Pilipinas	105150000000000000	91,927,446,308.80
Due from Other Banks	105200000000000000	3,027,249,896.23
Financial Assets at Fair Value through Profit or Loss	112000000000000000	320,961,083.82
Available-for-Sale Financial Assets-Net	195200000000000000	92,809,231,582.56
Held-to-Maturity (HTM) Financial Assets-Net	195250000000000000	0.00
Unquoted Debt Securities Classified as Loans-Net	195300000000000000	0.00
Investments in Non-Marketable Equity Security-Net	195350000000000000	0.00
Loans and Receivables - Net	195400000000000000	108,333,969,912.01
Loans to Bangko Sentral ng Pilipinas	140050000000000000	0.00
Interbank Loans Receivable	195401000000000000	13,062,711,945.89
Loans and Receivables - Others	140150500000000000	93,797,452,310.15
Loans and Receivables Arising from RA/CA/PR/SLB	195402000000000000	2,500,000,000.00
General Loan Loss Provision	175150000000000000	1,026,194,344.03
Other Financial Assets	148000000000000000	3,268,019,071.36
Equity Investment in Subsidiaries, Associates and Joint Ventures-Net	195452500000000000	1,356,675,484.71
Bank Premises, Furniture, Fixture and Equipment-Net	195500500000000000	4,891,325,241.87
Real and Other Properties Acquired-Net	195501000000000000	5,480,783,190.33
Non-Current Assets Held for Sale	150150000000000000	504,669,521.07
Other Assets-Net	152000000000000000	18,019,724,918.74
Due from Head Office/Branches/Agencies (Philippine branch of a foreign bank)	155250000000000000	0.00
TOTAL ASSETS	100000000000000000	333,664,834,351.69
LIABILITIES		
Financial Liabilities at Fair Value through Profit or Loss	208000000000000000	441,842,248.95
Deposit Liabilities	215000000000000000	259,752,734,054.31
Due to Other Banks	220050000000000000	0.00
Bills Payable	220100000000000000	14,248,328,277.41
a) BSP (Rediscounting and Other Advances)	220100001500000000	19,045,667.75
b) Interbank Loans Payable	220100002000000000	8,507,409,800.86
c) Other Deposit Substitute	220100002500000000	5,598,928,875.02
d) Others	220100003000000000	122,943,933.78
Bonds Payable-Net	295201500000000000	0.00
Unsecured Subordinated Debt-Net	295202000000000000	3,750,000,000.00
Redeemable Preferred Shares	220250000000000000	0.00
Special Time Deposit	220300000000000000	0.00
Due to Bangko Sentral ng Pilipinas	230350000000000000	0.00
Other Financial Liabilities	240050000000000000	5,531,804,303.86
Other Liabilities	240100000000000000	8,749,063,961.91
Due to Head Office/Branches/Agencies (Philippine branch of a foreign bank)	230850000000000000	0.00
TOTAL LIABILITIES	200000000000000000	292,473,772,846.44
Stockholders' Equity		
Capital Stock	335050000000000000	12,234,085,644.83
Other Capital Accounts	335100000000000000	1,406,943,388.10
Retained Earnings	315000000000000000	27,536,551,346.62
Assigned Capital	325200000000000000	0.00
Minority Interest in Subsidiaries	325150000000000000	13,481,125.70
TOTAL STOCKHOLDERS' EQUITY	300000000000000000	41,191,061,505.25
TOTAL LIABILITIES AND STOCKHOLDERS' EQUITY	900000000000000000	333,664,834,351.69

CONTINGENT ACCOUNTS		
Guarantees Issued	405000000000000000	335,271,327.34
Financial Standby Letters of Credit	410050000000000000	194,703,091.20
Performance Standby Letters of Credit	410100000000000000	2,512,070,258.88
Commercial Letters of Credit	415000000000000000	581,038,505.78
Trade Related Guarantees	420000000000000000	172,006,163.07
Commitments	425000000000000000	11,376,605,826.73
Spot Foreign Exchange Contracts	430000000000000000	12,938,663,156.27
Securities Held Under Custodianship by Bank Proper	495220000000000000	60.00
Trust Department Accounts	495250000000000000	37,496,962,487.68
a) Trust and Other Fiduciary Accounts	495250500000000000	28,122,306,436.25
b) Agency Accounts	495251000000000000	9,374,656,051.43
c) Advisory / Consultancy	495251500000000000	0.00
Derivatives	435000000000000000	42,403,130,161.19
Others	440000000000000000	13,208,096,734.44
TOTAL CONTINGENT ACCOUNTS	400000000000000000	121,218,547,772.58
ADDITIONAL INFORMATION		
1. List of Bank's Financial Allied Subsidiaries (Excluding Subsidiary Insurance Co.)	499600000000000000	
a. UnionBank Currency Brokers Corporation		
b. UBP Securities, Inc.		
c. Interventure Capital Corporation		
d. City Savings Bank		
1. List of Subsidiaries Insurance Companies	499601000000000000	
a.		
3. Capital Adequacy Ratio (CAR) on Consolidated Basis, under Cir No.536	499651000000000000	
a. Total CAR	499651000500000000	19.47%
b. Tier1 CAR	499651001000000000	16.72%

REPUBLIC OF THE PHILIPPINES)

PASIG CITY

) S.S.

We, Cesar G. Ilagan and Victor B. Valdepenas of the above-mentioned bank do solemnly swear that all matters set forth in the above Consolidated Balance Sheet are true and correct to the best of our knowledge and belief.


CESAR G. ILAGAN
Controller



VICTOR B. VALDEPENAS
President

JUL 30 2013

SUBSCRIBED AND SWORN to before me this _____ day of _____, affiants exhibiting to me Their Community Tax No. 16264390 issued at Pasig City on February 07, 2013 and Community Tax No. 01363319 at Manila City on January 09, 2013, respectively.

NOTARY PUBLIC

Doc No. 421
Page No. 85
Book No. IV
Series of 2013


MIGUEL G. PADERNAL
Notary Public for Pasig, Taguig,
San Juan and Pateros
Commission Expires on December 31, 2014
IBP No. 908820/ 12-07-12
PTR No. 7707515/ 03-01-12/ Pasig
Roll of Attorneys No. 25837
Appointment No. 656 /2012.2014

UBP BOARD OF DIRECTORS as of June 30, 2013

NAME	DESIGNATION
1 JUSTO A. ORTIZ	CHAIRMAN & CHIEF EXECUTIVE OFFICER
2 VICTOR B. VALDEPENAS	PRESIDENT & CHIEF OPERATING OFFICER
3 JON RAMON M. ABOITIZ	VICE-CHAIRMAN
4 VICENTE R. AYLLON	VICE-CHAIRMAN
5 ERRAMON I. ABOITIZ	DIRECTOR
6 IKER M. ABOITIZ	DIRECTOR
7 STEPHEN G. PARADIES	DIRECTOR
8 JUAN ANTONIO E. BERNAD	DIRECTOR
9 SABIN M. ABOITIZ	DIRECTOR
10 MAYO JOSE B. ONGSINGCO	DIRECTOR
11 EMILIO S. DE QUIROS, JR	DIRECTOR
12 ELIZA BETTINA R. ANTONINO	DIRECTOR
13 ARMAND F. BRAUN, JR.	INDEPENDENT DIRECTOR
14 CARLOS B. RAYMOND, JR.	INDEPENDENT DIRECTOR
15 REYNATO S. PUNO	INDEPENDENT DIRECTOR

UBP PRINCIPAL OFFICERS as of June 30, 2013

NAME	DESIGNATION
1 JUSTO A. ORTIZ	CHAIRMAN & CHIEF EXECUTIVE OFFICER
2 VICTOR B. VALDEPEÑAS	PRESIDENT & CHIEF OPERATING OFFICER
3 EDWIN R. BAUTISTA	SENIOR EXECUTIVE VICE PRESIDENT
4 JESUS ROBERTO S. REYES	SENIOR EXECUTIVE VICE PRESIDENT
5 EUGENE S. ACEVEDO	SENIOR EXECUTIVE VICE PRESIDENT
6 TEODORO M. PANGANIBAN	EXECUTIVE VICE PRESIDENT
7 GENARO V. LAPEZ	EXECUTIVE VICE PRESIDENT
8 BEATRIZ B. ROMULO	EXECUTIVE VICE PRESIDENT