

November 12, 2013

The Philippine Stock Exchange, Inc.
3rd Floor, Philippine Stock Exchange Plaza
Ayala Triangle, Ayala Avenue
City of Makati


Attention: **MS. JANET A. ENCARNACION**
Head, Disclosure Department

Dear Ms. Encarnacion:

In compliance with your requirement, please find attached Unionbank of the Philippines Balance Sheets (Parent and Bank with Financial Subsidiaries) as of September 30, 2013.

We request your acknowledgement. Thank you.

Very truly yours,


Mila D. Fajardo
Assistant Vice President

Balance Sheet

(Head Office and Branches)

UnionBank of the Philippines
(Name of Bank)000460
(Bank Code)As of 09/30/2013
(MM/DD/YYYY)

| | Account Code | Amount |
|---|--------------------|--------------------|
| ASSETS | | |
| Cash and Cash Items | 108000000000000000 | 3,993,513,144.09 |
| Due from Bangko Sentral ng Pilipinas | 105150000000000000 | 64,093,079,382.29 |
| Due from Other Banks | 105200000000000000 | 4,331,841,355.78 |
| Financial Assets at Fair Value through Profit or Loss | 112000000000000000 | 897,823,022.27 |
| Available-for-Sale Financial Assets-Net | 195200000000000000 | 103,698,022,166.76 |
| Held-to-Maturity (HTM) Financial Assets-Net | 195250000000000000 | 0.00 |
| Unquoted Debt Securities Classified as Loans-Net | 195300000000000000 | 0.00 |
| Investments in Non-Marketable Equity Security-Net | 195350000000000000 | 0.00 |
| Loans and Receivables - Net | 195400000000000000 | 102,359,469,778.20 |
| Loans to Bangko Sentral ng Pilipinas | 140050000000000000 | 0.00 |
| Interbank Loans Receivable | 195401000000000000 | 7,841,789,719.03 |
| Loans and Receivables - Others | 140150500000000000 | 80,354,620,247.13 |
| Loans and Receivables Arising from RA/CA/PR/SLB | 195402000000000000 | 15,000,000,000.00 |
| General Loan Loss Provision | 175150000000000000 | 836,940,187.96 |
| Other Financial Assets | 148000000000000000 | 3,492,444,224.89 |
| Equity Investment in Subsidiaries, Associates and Joint Ventures-Net | 195452500000000000 | 6,655,820,857.70 |
| Bank Premises, Furniture, Fixture and Equipment-Net | 195500500000000000 | 4,647,489,058.42 |
| Real and Other Properties Acquired-Net | 195501000000000000 | 5,563,352,855.12 |
| Non-Current Assets Held for Sale | 150150000000000000 | 509,373,092.47 |
| Other Assets-Net | 152000000000000000 | 13,940,148,589.67 |
| Net Due from Head Office/Branches/Agencies, if any (Philippine branch of a | 155250000000000000 | |
| TOTAL ASSETS | 100000000000000000 | 314,182,377,527.66 |
| LIABILITIES | | |
| Financial Liabilities at Fair Value through Profit or Loss | 208000000000000000 | 199,679,442.36 |
| Deposit Liabilities | 215000000000000000 | 240,181,113,935.58 |
| Due to Other Banks | 220050000000000000 | 0.00 |
| Bills Payable | 220100000000000000 | 13,515,455,597.51 |
| a) BSP (Rediscounting and Other Advances) | 220100001500000000 | 39,344,015.75 |
| b) Interbank Loans Payable | 220100002000000000 | 6,119,414,903.99 |
| c) Other Deposit Substitute | 220100002500000000 | 7,241,442,481.73 |
| d) Others | 220100003000000000 | 115,254,196.04 |
| Bonds Payable-Net | 295201500000000000 | 0.00 |
| Unsecured Subordinated Debt-Net | 295202000000000000 | 3,750,000,000.00 |
| Redeemable Preferred Shares | 220250000000000000 | 0.00 |
| Special Time Deposit | 220300000000000000 | 0.00 |
| Due to Bangko Sentral ng Pilipinas | 230350000000000000 | 0.00 |
| Other Financial Liabilities | 240050000000000000 | 5,236,566,744.19 |
| Other Liabilities | 240100000000000000 | 11,073,634,516.23 |
| Net Due to Head Office/Branches/Agencies (Philippine branch of a foreign ba | 230850000000000000 | |
| TOTAL LIABILITIES | 200000000000000000 | 273,956,450,235.87 |
| Stockholders' Equity | | |
| Capital Stock | 335050000000000000 | 12,234,085,644.83 |
| Other Capital Accounts | 335100000000000000 | 446,878,325.46 |
| Retained Earnings | 315000000000000000 | 27,544,963,321.50 |

| | | |
|--|---------------------------|---------------------------|
| Assigned Capital | 325200000000000000 | 0.00 |
| TOTAL STOCKHOLDERS' EQUITY | 300000000000000000 | 40,225,927,291.79 |
| TOTAL LIABILITIES AND STOCKHOLDERS' EQUITY | 905000000000000000 | 314,182,377,527.66 |
| | | 0.00 |
| CONTINGENT ACCOUNTS | | |
| Guarantees Issued | 405000000000000000 | 374,445,526.65 |
| Financial Standby Letters of Credit | 410050000000000000 | 189,397,911.50 |
| Performance Standby Letters of Credit | 410100000000000000 | 2,590,737,925.59 |
| Commercial Letters of Credit | 415000000000000000 | 1,547,799,800.45 |
| Trade Related Guarantees | 420000000000000000 | 27,936,288.93 |
| Commitments | 425000000000000000 | 11,581,919,130.48 |
| Spot Foreign Exchange Contracts | 430000000000000000 | 5,716,455,222.81 |
| Securities Held Under Custodianship by Bank Proper | 495220000000000000 | 0.00 |
| Trust Department Accounts | 495250000000000000 | 35,612,868,325.94 |
| a) Trust and Other Fiduciary Accounts | 495250500000000000 | 27,727,108,130.24 |
| b) Agency Accounts | 495251000000000000 | 7,885,760,195.70 |
| c) Advisory/Consultancy | 495251500000000000 | 0.00 |
| Derivatives | 435000000000000000 | 37,266,783,122.45 |
| Others | 440000000000000000 | 8,568,416,756.34 |
| TOTAL CONTINGENT ACCOUNTS | 400000000000000000 | 103,476,760,011.14 |
| ADDITIONAL INFORMATION | | |
| Gross total loan portfolio (TLP) | 499020000000000000 | 112,833,568,252.25 |
| Specific allowance for credit losses on the TLP | 499300000000000000 | 9,637,158,286.10 |
| Non-Performing Loans (NPLs) | | |
| a. Gross NPLs | 499100500000000000 | 9,281,609,151.51 |
| b. Ratio of gross NPLs to gross TLP (%) | 499150500000000000 | 8.23% |
| c. Net NPLs | 499101000000000000 | -355,549,134.59 |
| d. Ratio of Net NPLs to gross TLP (%) | 499151000000000000 | -0.32% |
| Classified Loans & Other Risk Assets, gross of allowance for credit losses | 499200000000000000 | 22,163,722,063.63 |
| DOSRI Loans and receivables, gross allowance of credit losses | 499400000000000000 | 882,527,982.59 |
| Ratio of DOSRI loans and receivables, gross of allowance for credit losses, to gross TLP (%) | 499480000000000000 | 0.78% |
| Gross non-performing DOSRI loans and receivables | 499500000000000000 | 0.00 |
| Ratio of gross non-performing DOSRI loans and receivables to TLP (%) | 499550000000000000 | 0% |
| Percent Compliance with Magna Carta (%) | | |
| a. 8% for Micro and Small Enterprises | 499050500000000000 | 6.11% |
| b. 2% for Medium Enterprises | 499051000000000000 | 3.62% |
| Return on Equity (ROE) (%) | 499350000000000000 | 21.96% |
| Capital Adequacy Ratio (CAR) on Solo Basis, as prescribed under existing regulations | | |
| a. Total CAR (%) | 499650500500000000 | 19.66% |
| b. Tier 1 CAR (%) | 499650501000000000 | 18.56% |
| Deferred Charges not yet Written Down | 499700000000000000 | 0.00 |
| Unbooked Allowance for Credit Losses on Financial Instruments Received | 499750000000000000 | 0.00 |

REPUBLIC OF THE PHILIPPINES)

) S.S.


We, Cesar G. Ilagan and Victor B. Valdepenas of the above-mentioned bank do solemnly swear that all matters set forth in the above Balance Sheet are true and correct to the best of our knowledge and belief.



CESAR G. ILAGAN
Controller


VICTOR B. VALDEPENAS
President

SUBSCRIBED AND SWORN to before me this NOV 05 2013 day of _____, affiants exhibiting to me Their Community Tax No. 16264390 issued at Pasig City on February 07, 2013 and Community Tax No. 01363319 at Manila City on January 09, 2013, respectively.

NOTARY PUBLIC


MIGUEL G. PADERNAL
Notary Public for Pasig, Taguig,
San Juan and Pateros
Commission Expires on December 31, 2014
IBP No. 906820/12-07-12
PTR No. 7707515/03-01-12 Pasig
Roll of Attorneys No. 25837
Appointment No. 056 (2013-2014)
21/F Union Bank Plaza
Meralco Ave., cor. Onyx St., Pasig City


Doc No. 86
Page No. 18
Book No. VIII
Series of 2013

Consolidated Balance Sheet

(Banks and Financial Subsidiaries)

UnionBank of the Philippines

(Name of Bank)

460

(Bank Code)

As of 09/30/2013

| | Account Code | Amount |
|---|---------------------------|---------------------------|
| ASSETS | | |
| Cash and Cash Items | 108000000000000000 | 4,227,101,060.71 |
| Due from Bangko Sentral ng Pilipinas | 105150000000000000 | 67,350,416,724.08 |
| Due from Other Banks | 105200000000000000 | 4,729,815,692.18 |
| Financial Assets at Fair Value through Profit or Loss | 112000000000000000 | 898,148,091.09 |
| Available-for-Sale Financial Assets-Net | 195200000000000000 | 103,698,022,166.76 |
| Held-to-Maturity (HTM) Financial Assets-Net | 195250000000000000 | 0.00 |
| Unquoted Debt Securities Classified as Loans-Net | 195300000000000000 | 519,436,107.54 |
| Investments in Non-Marketable Equity Security-Net | 195350000000000000 | 0.00 |
| Loans and Receivables - Net | 195400000000000000 | 123,685,157,913.40 |
| Loans to Bangko Sentral ng Pilipinas | 140050000000000000 | 0.00 |
| Interbank Loans Receivable | 195401000000000000 | 7,841,789,719.03 |
| Loans and Receivables - Others | 140150500000000000 | 101,898,834,740.99 |
| Loans and Receivables Arising from Repo, CA/Participation with Recourse, and SLB Transactions | 195402000000000000 | 15,000,000,000.00 |
| General Loan Loss Provision | 175150000000000000 | 1,055,466,546.62 |
| Other Financial Assets | 148000000000000000 | 3,585,325,359.51 |
| Equity Investment in Subsidiaries, Associates and Joint Ventures | 195452500000000000 | 921,151,250.27 |
| Bank Premises, Furniture, Fixture and Equipment-Net | 195500500000000000 | 4,896,630,914.00 |
| Real and Other Properties Acquired-Net | 195501000000000000 | 5,563,352,855.12 |
| Non-Current Assets Held for Sale | 150150000000000000 | 509,373,092.47 |
| Other Assets-Net | 152000000000000000 | 17,661,934,463.75 |
| Net Due from Head Office/Branches/Agencies, if any (Philippine branch of a foreign bank) | 155250000000000000 | 0.00 |
| TOTAL ASSETS | 100000000000000000 | 338,245,865,690.88 |
| LIABILITIES | | |
| Financial Liabilities at Fair Value through Profit or Loss | 208000000000000000 | 199,679,442.36 |
| Deposit Liabilities | 215000000000000000 | 258,743,154,613.00 |
| Due to Other Banks | 220050000000000000 | 0.00 |
| Bills Payable | 220100000000000000 | 17,713,784,607.20 |
| a) BSP (Rediscounting and Other Advances) | 220100001500000000 | 39,344,015.75 |
| b) Interbank Loans Payable | 220100002000000000 | 10,237,477,155.84 |
| c) Other Deposit Substitute | 220100002500000000 | 7,241,442,481.73 |
| d) Others | 220100003000000000 | 195,520,953.88 |
| Bonds Payable-Net | 295201500000000000 | 0.00 |
| Unsecured Subordinated Debt-Net | 295202000000000000 | 3,750,000,000.00 |
| Redeemable Preferred Shares | 220250000000000000 | 0.00 |
| Special Time Deposit | 220300000000000000 | 0.00 |
| Due to Bangko Sentral ng Pilipinas | 230350000000000000 | 0.00 |
| Other Financial Liabilities | 240050000000000000 | 5,451,123,968.16 |
| Other Liabilities | 240100000000000000 | 11,549,997,571.94 |
| Net Due to Head Office/Branches/Agencies (Philippine branch of | 230850000000000000 | 0.00 |
| TOTAL LIABILITIES | 200000000000000000 | 297,407,740,202.66 |
| Stockholders' Equity | | |
| Capital Stock | 335050000000000000 | 12,234,085,644.83 |

| | | |
|---|---------------------------|---------------------------|
| Other Capital Accounts | 335100000000000000 | 1,052,752,118.87 |
| Retained Earnings | 315000000000000000 | 27,536,452,623.83 |
| Assigned Capital | 325200000000000000 | 0.00 |
| Minority Interest in Subsidiaries | 325150000000000000 | 14,835,100.69 |
| TOTAL STOCKHOLDERS' EQUITY | 300000000000000000 | 40,838,125,488.22 |
| TOTAL LIABILITIES AND STOCKHOLDERS' EQUITY | 900000000000000000 | 338,245,865,690.88 |
| | | 0.00 |

| CONTINGENT ACCOUNTS | | |
|--|---------------------------|---------------------------|
| Guarantees Issued | 405000000000000000 | 374,445,526.65 |
| Financial Standby Letters of Credit | 410050000000000000 | 189,397,911.50 |
| Performance Standby Letters of Credit | 410100000000000000 | 2,590,737,925.59 |
| Commercial Letters of Credit | 415000000000000000 | 1,547,799,800.45 |
| Trade Related Guarantees | 420000000000000000 | 27,936,288.93 |
| Commitments | 425000000000000000 | 11,581,919,130.48 |
| Spot Foreign Exchange Contracts | 430000000000000000 | 5,716,455,222.81 |
| Securities Held Under Custodianship by Bank Proper | 495220000000000000 | 60.00 |
| Trust Department Accounts | 495250000000000000 | 35,612,868,325.94 |
| a) Trust and Other Fiduciary Accounts | 495250500000000000 | 27,727,108,130.24 |
| b) Agency Accounts | 495251000000000000 | 7,885,760,195.70 |
| c) Advisory/Consultancy | 495251500000000000 | 0.00 |
| Derivatives | 435000000000000000 | 37,266,783,122.45 |
| Others | 440000000000000000 | 8,568,416,756.34 |
| TOTAL CONTINGENT ACCOUNTS | 400000000000000000 | 103,476,760,071.14 |
| ADDITIONAL INFORMATION | | |
| 1. List of Bank's Financial Allied Subsidiaries (Excluding Subsidiaries) | 499600000000000000 | |
| a. UnionBank Currency Brokers Corporation | | |
| b. UBP Securities, Inc. | | |
| c. Interventure Capital Corporation | | |
| d. City Savings Bank | | |
| 1. List of Subsidiaries Insurance Companies | 499601000000000000 | |
| a. | | |
| 3. Capital Adequacy Ratio (CAR) on Consolidated Basis, under C | 499651000000000000 | |
| a. Total CAR | 499651000500000000 | 18.69% |
| b. Tier1 CAR | 499651001000000000 | 16.14% |

REPUBLIC OF THE PHILIPPINES)

) S.S.

We, Cesar G. Ilagan and Victor B. Valdepenas of the above-mentioned bank do solemnly swear that all matters set forth in the above Consolidated Balance Sheet are true and correct to the best of our knowledge and belief.


CESAR G. ILAGAN
Controller



VICTOR B. VALDEPENAS
President

NOV 05 2013

SUBSCRIBED AND SWORN to before me this _____ day of _____, affiants exhibiting to me Their Community Tax No. 16264390 issued at Pasig City on February 07, 2013 and Community Tax No. 01363319 at Manila City on January 09, 2013, respectively.

NOTARY PUBLIC


MIGUEL G. PADERNAL

Notary Public for Pasig, Taguig,
San Juan and Paateros

Commission Expires on December 31, 2014

IBP No. 908820/12-07-12

PTR No. 7707515/03-01-12 Pasig

Roll of Attorneys No. 25837

Appointment No. 056 (2013-2014)

21/F Union Bank Plaza
Meralco Ave., cor. Onyx St., Pasig City

Doc No. 85

Page No. 17

Book No. VIII

Series of 2013