

09 February 2016

The Philippine Stock Exchange, Inc.
3rd Floor, Philippine Stock Exchange Plaza
Ayala Triangle, Ayala Avenue
Makati City

Attention: **MS. JANET A. ENCARNACION**
Head, Disclosure Department

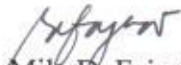
Dear Ms. Encarnacion:

In compliance with your requirement, please find attached Unionbank of the Philippines Published Balance Sheets (Parent and Bank with Financial Subsidiaries) as of December 31, 2015.

We request your acknowledgement.

Thank you.

Very truly yours,


Mila D. Fajardo
Assistant Vice President

8

7

Universal Commercial Bank

Balance Sheet
(Head Office and Branches)

Unionbank of the Philippines
(Name of Bank)

000460
(Bank Code)

As of 12/31/2015
(MM/DD/YYYY)

ASSETS	Account Code	Amount	
		Current Quarter	Previous Quarter
Cash and Cash Items	108000000000000000	6,191,411,406.85	4,766,710,050.10
Due from Bangko Sentral ng Pilipinas	105150000000000000	60,992,001,388.54	52,313,477,194.11
Due from Other Banks	105200000000000000	18,375,594,945.22	7,972,558,694.02
Financial Assets at Fair Value through Profit or Loss	112000000000000000	4,335,339,301.61	6,095,761,567.40
Available-for-Sale Financial Assets-Net	195200000000000000	47,116,499.00	47,116,499.00
Held-to-Maturity (HTM) Financial Assets-Net	195250000000000000	106,491,996,320.56	98,937,824,448.08
Unquoted Debt Securities Classified as Loans-Net	195300000000000000	0.00	0.00
Investments in Non-Marketable Equity Security-Net	195350000000000000	0.00	0.00
Loans and Receivables - Net	195400000000000000	139,634,957,653.43	121,030,838,334.82
Loans to Bangko Sentral ng Pilipinas	140050000000000000	0.00	0.00
Interbank Loans Receivable	195401000000000000	16,884,952,674.21	10,149,540,371.23
Loans and Receivables - Others	140150000000000000	124,037,404,845.28	111,989,360,069.94
Loans and Receivables Arising from RA/CA/PR/SLB	195402000000000000	0.00	0.00
General Loan Loss Provision	175150000000000000	1,287,399,866.06	1,108,062,106.35
Other Financial Assets	148000000000000000	3,363,817,923.78	3,265,947,063.07
Equity Investment in Subsidiaries, Associates and Joint Ventures-Net	195452500000000000	12,530,675,936.58	11,857,492,814.65
Bank Premises, Furniture, Fixture and Equipment-Net	195500500000000000	4,697,519,623.25	4,785,955,655.85
Real and Other Properties Acquired-Net	195501000000000000	5,512,785,523.53	5,338,666,124.21
Non-Current Assets Held for Sale	150150000000000000	73,942,624.24	73,942,624.24
Other Assets-Net	152000000000000000	13,692,929,419.52	14,614,654,316.77
Net Due from Head Office/Branches/Agencies, if any (Philippine branch of a foreign bank)	155250000000000000	0.00	0.00
TOTAL ASSETS	100000000000000000	375,940,088,566.11	331,100,945,386.32
LIABILITIES			
Financial Liabilities at Fair Value through Profit or Loss	208000000000000000	58,360,756.12	66,648,913.16
Deposit Liabilities	215000000000000000	268,671,422,757.37	251,351,883,815.69
Due to Other Banks	220050000000000000	0.00	0.00
Bills Payable	220100000000000000	30,511,780,443.25	1,635,237,689.69
a) BSP (Rediscounting and Other Advances)	220100001500000000	19,045,667.75	19,045,667.75
b) Interbank Loans Payable	220100002000000000	4,470,700,000.00	0.00
c) Other Deposit Substitute	220100002500000000	25,961,892,016.02	1,550,754,093.02
d) Others	220100003000000000	60,142,759.48	65,437,928.92
Bonds Payable-Net	295201500000000000	0.00	0.00
Unsecured Subordinated Debt-Net	295202000000000000	7,200,000,000.00	7,200,000,000.00
Redeemable Preferred Shares	220250000000000000	0.00	0.00
Special Time Deposit	220300000000000000	0.00	0.00
Due to Bangko Sentral ng Pilipinas	230350000000000000	0.00	0.00
Other Financial Liabilities	240050000000000000	6,741,987,853.89	6,859,090,411.42
Other Liabilities	240100000000000000	8,079,021,132.84	11,197,771,660.99
Net Due to Head Office/Branches/Agencies (Philippine branch of a foreign bank)	230850000000000000	0.00	0.00
TOTAL LIABILITIES	200000000000000000	321,262,572,943.47	278,310,632,490.95
Stockholders' Equity			
Capital Stock	335050000000000000	16,403,300,734.83	16,403,300,734.83
Other Capital Accounts	335100000000000000	4,802,645,449.07	2,915,442,721.80
Retained Earnings	315000000000000000	33,471,569,438.74	33,471,569,438.74
Assigned Capital	325200000000000000	0.00	0.00
TOTAL STOCKHOLDERS' EQUITY	300000000000000000	54,677,515,622.64	52,790,312,895.37
TOTAL LIABILITIES AND STOCKHOLDERS' EQUITY	905000000000000000	375,940,088,566.11	331,100,945,386.32
CONTINGENT ACCOUNTS			
Guarantees Issued	405000000000000000	359,212,399.51	440,661,301.02
Financial Standby Letters of Credit	410050000000000000	292,853,250.56	279,035,182.56
Performance Standby Letters of Credit	410100000000000000	2,027,480,511.37	2,039,277,325.36
Commercial Letters of Credit	415000000000000000	570,658,432.25	1,017,797,285.75
Trade Related Guarantees	420000000000000000	126,321,720.32	18,016,723.37
Commitments	425000000000000000	37,577,650,176.52	40,003,846,400.36
Spot Foreign Exchange Contracts	430000000000000000	5,068,597,677.34	8,581,681,616.30
Securities Held Under Custodianship by Bank Proper	495220000000000000	0.00	0.00
Trust Department Accounts	495250000000000000	35,271,290,921.18	38,280,785,274.79
a) Trust and Other Fiduciary Accounts	495250500000000000	29,947,367,631.64	32,926,659,276.95
b) Agency Accounts	495251000000000000	5,323,923,289.54	5,354,125,997.84
c) Advisory/Consultancy	495251500000000000	0.00	0.00
Derivatives	435000000000000000	15,131,082,860.07	22,795,274,299.24
Others	440000000000000000	18,883,603,799.91	14,756,467,994.15
TOTAL CONTINGENT ACCOUNTS	400000000000000000	115,308,751,749.04	128,212,843,402.90
ADDITIONAL INFORMATION			
Gross total loan portfolio (TLP)	499020000000000000	148,576,891,712.77	131,131,911,511.08
Specific allowance for credit losses on the TLP	499300000000000000	7,654,534,193.28	8,993,011,069.91
Non-Performing Loans (NPLs)			
a. Gross NPLs	499100500000000000	8,484,078,177.00	9,629,958,552.57
b. Ratio of gross NPLs to gross TLP (%)	499150500000000000	5.71	7.34
c. Net NPLs	499101000000000000	829,543,983.72	636,947,482.66
d. Ratio of Net NPLs to gross TLP (%)	499151000000000000	0.56	0.49
Classified Loans & Other Risk Assets, gross of allowance for credit losses	499200000000000000	22,402,716,686.64	24,712,758,152.21
DOSRI Loans and receivables, gross allowance of credit losses	499400000000000000	481,356,065.33	494,463,055.16
Ratio of DOSRI loans and receivables, gross of allowance for credit losses, to gross TLP (%)	499480000000000000	0.32	0.38
Gross non-performing DOSRI loans and receivables	499500000000000000	0.00	0.00
Ratio of gross non-performing DOSRI loans and receivables to TLP (%)	499550000000000000	0.00	0.00
Percent Compliance with Magna Carta (%)			
a. 8% for Micro and Small Enterprises	499050500000000000	3.87	3.97
b. 2% for Medium Enterprises	499051000000000000	2.78	2.34
Return on Equity (ROE) (%)	499350000000000000	10.20	8.91
Capital Adequacy Ratio (CAR) on Solo Basis, as prescribed under existing regulations			
a. Total CAR (%)	499650500000000000	16.65	17.11
b. Tier 1 Ratio (%)	499650501000000000	12.98	13.22
c. Common Tier 1 Ratio (%) ^{1/}	499650501500000000	12.98	13.22
Deferred Charges not yet Written Down	499700000000000000	0.00	0.00
Unbooked Allowance for Credit Losses on Financial Instruments Received	499750000000000000	0.00	0.00


^{1/} Common Equity Tier 1 is only applicable to all Universal and Commercial Banks and their subsidiary banks.

REPUBLIC OF THE PHILIPPINES)
PASIG CITY) S.S.

We, Cesar G. Ilagan and Edwin R. Bautista, of the above-mentioned bank do solemnly swear that all matters set forth in the above Balance Sheet are true and correct to the best of our knowledge and belief.


CESAR G. ILAGAN
Controller
TIN No. 101-573-091

mt
n



EDWIN R. BAUTISTA
President
TIN No. 107-044-813

FEB 01 2016

SUBSCRIBED AND SWORN to before me this _____ day of _____, affiants exhibiting to me their competent evidence of identity pursuant to 2004 Rules on Notarial Practice.

NOTARY PUBLIC

Doc No. 222
Page No. 4r
Book No. XVI
Series of 2016


EUGENIO E. REYES
Notary Public for Pasig, Taguig
San Juan and Pateros
Commission Expires December 31, 2016
IBP No. 977490/11-21/14
PTR No. 0595530/1-6-15/Quezon City
Roll of Attorneys No. 14436
Appointment No. 58 (2015-2016)
21/F, Union Bank Plaza
Meralco Ave., cor. Onyx St., Pasig City

Consolidated Balance Sheet
(Banks and Financial Subsidiaries)

Unionbank of the Philippines
(Name of Bank)

000460
(Bank Code)

As of 12/31/2015
(MM/DD/YYYY)

ASSETS	Account Code	Amount	
		Current Quarter	Previous Quarter
Cash and Cash Items	108000000000000000	5,770,569,837.37	5,241,265,996.83
Due from Bangko Sentral ng Pilipinas	105150000000000000	70,036,867,322.62	60,789,406,225.50
Due from Other Banks	105200000000000000	20,491,556,163.13	8,887,952,662.62
Financial Assets at Fair Value through Profit or Loss	112000000000000000	4,336,365,675.09	6,096,673,338.10
Available-for-Sale Financial Assets-Net	195200000000000000	47,116,499.00	47,116,499.00
Held-to-Maturity (HTM) Financial Assets-Net	195250000000000000	106,491,996,320.56	98,937,824,448.08
Unquoted Debt Securities Classified as Loans-Net	195300000000000000	528,020,767.70	550,532,041.68
Investments in Non-Marketable Equity Security-Net	195350000000000000	0.00	0.00
Loans and Receivables - Net	195400000000000000	189,660,566,503.51	169,078,306,310.59
Loans to Bangko Sentral ng Pilipinas	140050000000000000	0.00	0.00
Interbank Loans Receivable	195401000000000000	16,884,952,674.21	10,149,540,371.23
Loans and Receivables - Others	140150500000000000	174,569,191,712.41	160,522,933,871.98
Loans and Receivables Arising from Repo, CA/Participation with Recourse, and SLB Transactions	195402000000000000	0.00	0.00
General Loan Loss Provision	175150000000000000	1,793,577,883.11	1,594,167,932.62
Other Financial Assets	148000000000000000	3,494,158,935.60	3,799,782,830.18
Equity Investment in Subsidiaries, Associates and Joint Ventures-Net	195452500000000000	679,283,293.20	776,492,293.36
Bank Premises, Furniture, Fixture and Equipment-Net	195500500000000000	5,104,445,867.19	5,193,443,408.41
Real and Other Properties Acquired-Net	195501000000000000	5,512,785,523.53	5,338,666,124.21
Non-Current Assets Held for Sale	150150000000000000	73,942,624.24	73,942,624.24
Other Assets-Net	152000000000000000	19,768,745,146.10	20,462,488,705.30
Net Due from Head Office/Branches/Agencies, if any (Philippine branch of a foreign bank)	155250000000000000	0.00	0.00
TOTAL ASSETS	100000000000000000	431,996,420,478.84	385,273,893,508.10
LIABILITIES			
Financial Liabilities at Fair Value through Profit or Loss	208000000000000000	58,360,756.12	66,648,913.16
Deposit Liabilities	215000000000000000	311,839,221,151.86	291,599,554,473.04
Due to Other Banks	220050000000000000	0.00	0.00
Bills Payable	220100000000000000	41,496,174,037.54	12,612,262,447.82
a) BSP (Rediscounting and Other Advances)	220100001500000000	19,045,667.75	19,045,667.75
b) Interbank Loans Payable	220100002000000000	8,748,953,993.50	4,300,798,469.31
c) Other Deposit Substitute	220100002500000000	25,961,892,016.02	1,550,754,093.02
d) Others	220100003000000000	6,766,282,360.27	6,741,664,217.74
Bonds Payable-Net	295201500000000000	0.00	0.00
Unsecured Subordinated Debt-Net	295202000000000000	7,200,000,000.00	7,200,000,000.00
Redeemable Preferred Shares	220250000000000000	0.00	0.00
Special Time Deposit	220300000000000000	0.00	0.00
Due to Bangko Sentral ng Pilipinas	230350000000000000	0.00	0.00
Other Financial Liabilities	240050000000000000	7,257,596,249.34	7,336,696,135.18
Other Liabilities	240100000000000000	9,301,808,330.28	13,442,818,060.13
Net Due to Head Office/Branches/Agencies (Philippine branch of a foreign bank)	230850000000000000	0.00	0.00
TOTAL LIABILITIES	200000000000000000	377,153,160,525.14	332,257,980,029.33
Stockholders' Equity			
Capital Stock	335050000000000000	16,403,300,734.83	16,403,300,734.83
Other Capital Accounts	335100000000000000	4,770,075,989.72	2,939,167,179.38
Retained Earnings	315000000000000000	33,640,650,169.56	33,640,717,084.73
Assigned Capital	325200000000000000	0.00	0.00
Minority Interest in Subsidiaries	325150000000000000	29,233,059.59	32,728,479.83
TOTAL STOCKHOLDERS' EQUITY	300000000000000000	54,843,259,953.70	53,015,913,478.77
TOTAL LIABILITIES AND STOCKHOLDERS' EQUITY	900000000000000000	431,996,420,478.84	385,273,893,508.10
CONTINGENT ACCOUNTS			
Guarantees Issued	405000000000000000	359,212,399.51	440,661,301.02
Financial Standby Letters of Credit	410050000000000000	292,853,250.56	279,035,182.56
Performance Standby Letters of Credit	410100000000000000	2,027,480,511.37	2,039,277,325.36
Commercial Letters of Credit	415000000000000000	570,658,432.25	1,017,797,285.75
Trade Related Guarantees	420000000000000000	126,321,720.32	18,016,723.37
Commitments	425000000000000000	37,577,650,176.52	40,003,846,400.36
Spot Foreign Exchange Contracts	430000000000000000	5,068,597,677.34	8,581,681,616.30
Securities Held Under Custodianship by Bank Proper	495220000000000000	24.00	34.00
Trust Department Accounts	495250000000000000	35,271,290,921.18	38,280,785,274.79
a) Trust and Other Fiduciary Accounts	495250500000000000	29,947,367,631.64	32,926,659,276.95
b) Agency Accounts	495251000000000000	5,323,923,289.54	5,354,125,997.84
c) Advisory/Consultancy	495251500000000000	0.00	0.00
Derivatives	435000000000000000	15,131,082,860.07	22,795,274,299.24
Others	440000000000000000	18,883,603,799.91	14,756,467,994.15
TOTAL CONTINGENT ACCOUNTS	400000000000000000	115,308,751,773.04	128,212,843,436.90
ADDITIONAL INFORMATION			
1. List of Financial Allied Subsidiaries (excluding Subsidiary Insurance Companies)	499600000000000000	0.00	0.00
1 UnionBank Currency Brokers Corporation		0.00	0.00
2 UBP Securities, Inc.			
3 Interventure Capital Corporation			
4 City Savings Bank			
2. List of Subsidiary Insurance Companies	499601000000000000	0.00	0.00
1		0.00	0.00
3. Capital Adequacy Ratio (CAR) on Consolidated Basis, as prescribed under existing regulations			
a. Total CAR (%)	499651000500000000	16.15	16.41
b. Tier 1 Ratio (%)	499651001000000000	13.05	13.15
c. Common Equity Tier 1 Ratio (%) ^{1/}	499651001500000000	13.05	13.15


^{1/} Common Equity Tier 1 is only applicable to all Universal and Commercial Banks and their subsidiary banks.

REPUBLIC OF THE PHILIPPINES)
PASIG CITY) S.S.

We, Cesar G. Ilagan and Edwin R. Bautista, of the above-mentioned bank do solemnly swear that all matters set forth in the above Consolidated Balance Sheet are true and correct to the best of our knowledge and belief.


CESAR G. ILAGAN
Controller
TIN No. 101-573-091


mt
g


EDWIN R. BAUTISTA
President
TIN No. 107-044-613

SUBSCRIBED AND SWORN to before me this day of **FEB 01 2016**, affiants exhibiting to me their competent evidence of identity pursuant to 2004 Rules on Notarial Practice.

NOTARY PUBLIC

Doc No. 221
Page No. 45
Book No. XVI
Series of 2016


EUGENIO E. REYES
Notary Public for Pasig, Taguig
San Juan and Pateros
Commission Expires December 31, 2016
IBP No. 977490/11-21/14
PTR No. 0595530/1-6-15/Quezon City
Roll of Attorneys No. 14436
Appointment No. 58 (2015-2016)
21/F, Union Bank Plaza
Meralco Ave., cor. Onyx St., Pasig City

g